



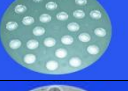









Type	Product Name	DxH (mm)	beam angle											Housing	Photo	
			10	15	25	30	38	40	45	50	60	70	80			
single	LL01CR-AOxxL	19.4x13.5		⊙	⊙				⊙				⊙		⊙	
	LL01CR-BMxxL	35.8x16.3		⊙					⊙							
	LL01CR-BRxxL	19.6x12.5				⊙		⊙			⊙				⊙	
	LL01CR-BSxxL	19.8x12.5					⊙				⊙					
	LL01CR-DGxxL	28.8x16.5				⊙		⊙								
	LL01CR-FOxxL	35.8x15.7						⊙								
	LL01CR-FYxxL	19.4x13.5												⊙	⊙	
	LL01ED-AJxxL	31x29.3						⊙							⊙	
	LL01ED-AKxxL	34.6x18.7			⊙			⊙								
	LL01OS-AXxxL	19.7x11.5						⊙						⊙		
	LL01ZZ-FLxxL	22x10.6			⊙											
3 in 1	LL03CR-CExxL	34x9.9					⊙									
	LL03CR-EKxxL	35x9						⊙				⊙				
	LL03CR-EQxxL	34.8x10.8					⊙									
	LL03ZZ-EUxxL	33x9.9					⊙									
6 in 1	LL06CR-CKxxL	73.2x13.5	⊙		⊙										⊙	
	LL06ED-ADxxL	73.2x13.5			⊙			⊙				⊙				
	LL06ED-AExxL	73.2x13.5			⊙			⊙								
	LL06ED-ATxxL	73.2x13.5						⊙								
	LL06ED-DKxxL	73.3x13.7										⊙				

9 in 1	LL09ED-ATxxL	90.6x16.5								⊙						
18 in 1	LL18ED-BIxxL	110x13.1								⊙						
24 in 1	LL24ED-ABxxL	174.5x12.5								⊙						
36 in 1	LL36ED-AAxxL	140x12.7								⊙						
Street Linhting lens	L01SH-AU75135L	24x12.6x9.3	75*135(Symmetry beam pattern)													
	LL01CR-AU50120L	30x10.4x10.1	50*120(Symmetry beam pattern)													
	LL01CR-BR1045L	19.6x17.5	10*45(Oval beam pattern)										⊙			
	LL01CR-BR1550L	19.6x17.5	15*50(Oval beam pattern)										⊙			
	LL01CR-BR1580L	19.6x17.5	15*80(Oval beam pattern)										⊙			
	LL01CR-BR4090L	19.6x17.5	40*90(Oval beam pattern)										⊙			
	LL01CR-AO2545L	19.47x13.5	25*45(Oval beam pattern)										⊙	